



EZ9Plus & EZ11Plus User Self Help:

“Door Gasket high pitched
whistle or crackling sound”





Tuttnauer[™]
Your Sterilization & Infection Control Partners



Problem:
Door was not closed properly

What to do:
On the next cycle close
the door more forcefully






Problem:
Door gasket is dirty

What to do:
Clean the door gasket and outside rim of the chamber with a mild detergent, warm water and a soft cloth or sponge.

The gasket should be clean and smooth. Be sure to clean the inside and outside of the gasket flap





Problem:
Door Gasket needs
to be replaced



What to do:
Replace door gasket
using silicone lubricant
(See replacing door gasket video)



Problem:
Lubricant was not used properly when door gasket was replaced

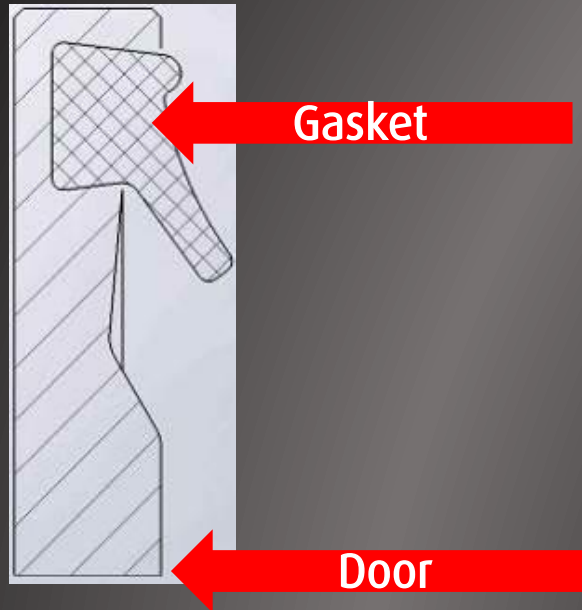


What to do:
Remove and clean off excess lubricant. Reinstall using small amount of lubricant





Problem:
Gasket was not installed properly when door gasket was replaced



What to do:
Make sure gasket sits evenly without waves, bumps or cavities.

If the gasket is not perfectly smooth it will **NOT** seal the chamber

